

# Introduction to dedicated systems codesign

## Lecture 01 on Dedicated systems

Teacher: Giuseppe Scollo

University of Catania  
Department of Mathematics and Computer Science  
Graduate Course in Computer Science, 2017-18

### Table of Contents

1. Introduction to dedicated systems codesign
2. Lecture goals
3. What is HW/SW codesign?
4. Why HW/SW codesign? Flexible hardware ...
5. ... dedicated vs embedded systems
6. Technological driving factors in HW/SW codesign
7. Economical driving factors in HW/SW codesign
8. Design space of custom architectures
9. Abstraction levels of codesign models
10. Hardware description languages
11. A small example in GEZEL
12. System-on-Chip (SoC) design
13. HW/SW interfaces
14. Codesign platforms
15. Cosimulation of HW/SW systems
16. Overview of the GEZEL platform
17. Reference readings
18. Supplementary readings
19. Websites of interest

Motivation and fundamental concepts of:

- modelling, design and optimal implementation of application-specific information processing systems
- use of hardware and software tools, such as development and cosimulation platforms, to design and to implement application-specific systems

What is HW/SW codesign?

A "traditional" definition:

the design of cooperating hardware components and software components in a single design effort

(Schaumont, p. 11)

A "nontraditional" definition:

the partitioning and design of an application in terms of fixed and flexible components

(Schaumont, p. 12)

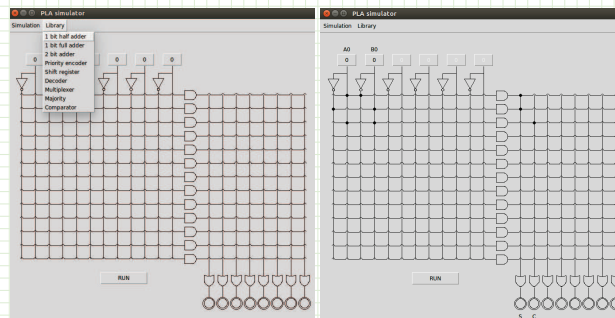
What's the difference?

- **application** rather than components design
- **partitioning** the application is a design activity
- **components**: hardware → **fixed**, software → **flexible**

Why the difference? See next...

Hardware flexibility, to various extent:

- prototypical case: PLA—see the PLA simulator by Alice Plebe:



- today's practical case: FPGA
  - the "program" is a user-specified netlist of logical elements and connections between them
- soft hardware: a soft-core is a processor implemented in the netlist of an FPGA

... dedicated vs embedded systems

The two terms are *not* synonyms:

- A *dedicated* system is designed, in all of its aspects, to implement a specific application
- An *embedded* system is a dedicated system that implements an application in the context of, and interacting with, a wider physical system
  - the two together form a *cyber-physical system*

Embedded systems: wide variety, fast-growing markets:

automotive, avionics, traffic control, mobile telephony, digital cameras, television, domotics, robotics ...

Dedicated systems are also components or subsystems of *general-purpose* information processing systems:

arithmetic coprocessors, cryptographic coprocessors, videographic cards, A/V codecs, DMA I/O controllers, GPU subsystems ...

Technological factors tip the balance in favour of more hardware:

➤ Computational performance

work done per time unit, or clock cycle: hardware parallelism as well as dedicated hardware accelerators yield increased computational performance

➤ Energy efficiency

may vary over several orders of magnitude, for example (Schaumont, p. 14):

| Energy efficiency of AES encryption implementations |                |           |                 |                |                  |
|---|----------------|-----------|-----------------|----------------|------------------|
| Gb/J:   | $10^{-6}$      | $10^{-3}$ | $10^{-2}$       | $10^0$         | $10^1$           |
| platform:   | Java KVM Sparc | C Sparc   | Asm Pentium-III | Virtex-II FPGA | 0.18μm CMOS ASIC |

➤ Power density

computational performance improvement by clock frequency rise is limited by the directly proportional rise of power dissipation, hence by cost-effectiveness of cooling technology → *parallel architectures*

Best-match for HW/SW codesign: parallel computing platforms

➤ shared-memory multiprocessors, FPGA accelerators, GPU's, multi-core architectures ...

an example of energy-efficient, open HW/SW platform: the Parallella board

Economical factors tip the balance in favour of more software:

➤ Design cost

Chip design is a very expensive effort, with high NRE cost;  
reprogrammable chips, which allow reuse through reprogramming, spread the chip design cost through multiple products or product versions;  
reprogrammability may take many different forms, though

➤ Development time

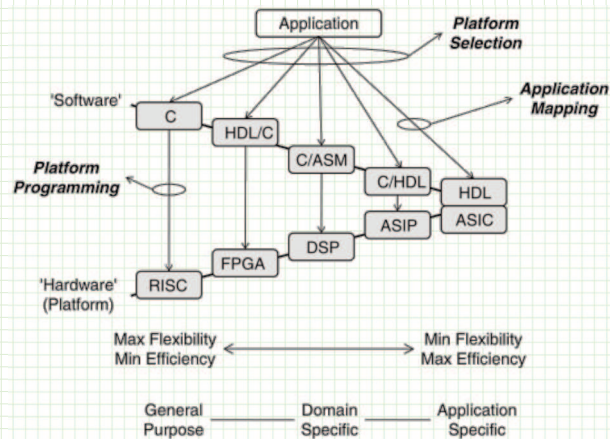
Not only design cost but also development time of a new chip is fairly high;  
on the other hand, low time to market enables timely entry into the market window;  
this yields higher revenues, which is especially significant for innovative products

➤ Design complexity

fixed hardware means fixed design decisions;  
the flexibility of software enables designers:  
– to develop the application at a higher abstraction level, and  
– to maintain the application through the changes needed to resolve bugs or to cope with evolving requirements

## Design space of custom architectures

The structured collection of all possible implementations of a given application



Schaumont, Fig. 1.7 - The hardware-software codesign space

## Abstraction levels of codesign models

Definable by the time granularity of elementary (atomic) actions

Starting at the lowest abstraction level:

- continuous signals
  - models are systems of differential equations; useful for hybrid systems with analog components*
  - not used in practice to describe typical HW/SW systems*
- discrete events
  - signal level changes at irregularly spaced points in time—lowest abstraction for digital hardware*
- clock cycles
  - discrete events observed at regularly spaced time-intervals*
  - register-transfer level (RTL) models, useful for single-clock synchronous hardware*
- machine instructions
  - useful for simulation of complex software systems, where cycle-accurate simulation would be too expensive; instruction-accurate simulation may not reveal real time-performance, though*
- transactions
  - models expressed in terms of interactions between components of the system; useful when even instruction-accurate simulation would be too expensive, as well as in the early phases of a system design*

Feature constructs for specification of (static) structure as well as of (dynamic) behaviour

The three most prominent ones, all with discrete event semantics:

➤ VHDL

IEEE 1076 (revised) standard dates: 1987, 1993, 1999 (VHDL-AMS), 2006-2008

HW components are "entities" which comprise "processes"; these react to events at their input ports  
a "synthesizable" subset of VHDL may be automatically compiled to an FPGA netlist

➤ Verilog

IEEE 1364 standard (version) dates: 1995, 2001, 2005, 2009 (SystemVerilog: IEEE 1800)

similar to VHDL, but built-in support for 4-valued logic, features for transistor-level description etc.

➤ SystemC

a C++ class library providing required functions for HW modeling

structured into: core language, data types, elementary channels, higher-level channels

A more concise language, for RTL description of synchronous hardware:

➤ GEZEL

cycle-based: no explicit modeling of clock events

FSMD (Finite State Machine with Datapath) models + library of processor instruction-set simulators

automated translation of "proper" FSMD models to synthesizable VHDL

### A small example in GEZEL

#### Collatz trajectories

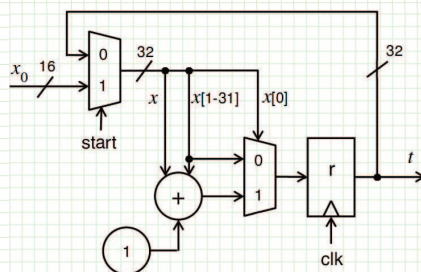
➤ for each positive integer  $x_0$ , the (infinite) sequence of outcomes of the iterated application, starting at  $x_0$ , of the function over the positive integers defined by:  $f(x) = 3x+1$  if  $x$  odd,  $f(x) = x/2$  if  $x$  even

➤ since  $3x+1$  is even when  $x$  is odd, consider a slightly compressed form of the trajectories, as is defined by iteration of the function:  $t(x) = (3x+1)/2$  if  $x$  odd,  $t(x) = x/2$  if  $x$  even

➤ Conjecture: for every positive integer  $x_0$ , the trajectory eventually falls into the small loop through 1

➤ here is a hardware datapath that produces the  $t$  trajectory (for 16-bit  $x_0$ ), and its description in GEZEL

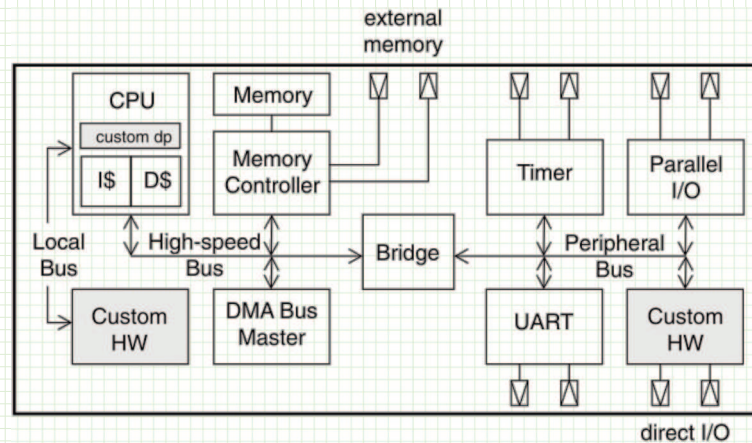
N.B. for odd  $x$ :  $(3x+1)/2 = x + \lfloor x/2 \rfloor + 1$



```
dp collatz ( in start : ns(1) ; in x0 : ns(16) ;
            out t ns(32)) {
    reg r : ns(32) ;
    sig x : ns(32) ;
    always {
        t = r ;
        x = start ? x0 : r ;
        r = x[0] ? x + (x >> 1) + 1 : x >> 1 ;
    }
}
```



A generic SoC design template:



Schaumont, Fig. B.1 - Generic template for a system-on-chip

## HW/SW interfaces

Basic concepts:

### > Synchronization

*time granularity: clock cycle, bus cycle, transaction*

*data exchange: abstract, scalar, composite*

*control: semaphores, handshake protocols, blocking vs nonblocking etc.*

### > Computational performance

*bottleneck analysis, say:*

— channel at  $v$  bits/transfer,  $B$  cycles/transfer

— coprocessor at  $w$  bits/execution,  $H$  cycles/execution

*communication-constrained:  $v/B < w/H$*

*computation-constrained:  $v/B > w/H$*

### > HW/SW coupling

*tight coupling: frequent interaction, fine granularity*

*loose coupling: infrequent interaction, coarse granularity*


## Codesign platforms

Collections of HW and SW tools for codesign development and testing

FPGA development boards are the basic hardware tools to this purpose

they come equipped with sophisticated software systems for high-level codesign and cosimulation

for example, the DE1-SoC development board by Intel (see picture), which hosts a Cyclone V FPGA chip, with an ARM Cortex-A9 processor on the same chip, may include two NIOS II softcore processors on the FPGA, and is supported by the Quartus Prime Lite software, freely available



Intel DE1-SoC development board with Cyclone V FPGA  
source: Intel® FPGA University Program

Open-hardware platforms include: Parallella, Arduino, Cosino ...

see website references

## Cosimulation of HW/SW systems

Cosimulation may also be carried out on a software platform, with no FPGA involved

such a platform typically includes:

- cross-compilers and cross-assemblers for a given set of programming languages and microprocessor families, for the SW part of a codesign model
- HDL simulators, for the custom hardware part of the model
- cycle-accurate microprocessor instruction-set simulators
- software models of microprocessor hardware interfaces
- and possibly more ...

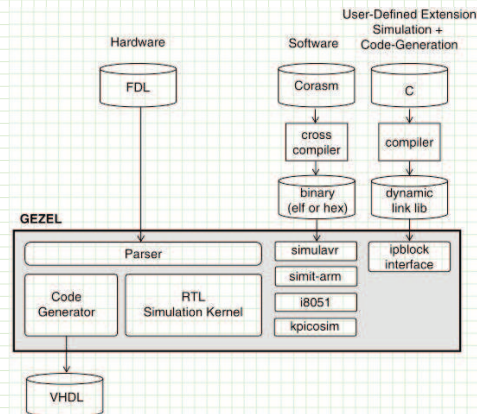
cycle-accurate cosimulation allows designers to estimate the performance of codesign solutions well before their actual implementation



## Overview of the GEZEL platform

A collection of Debian packages for Ubuntu installation (updated for every new LTS up to 16.04)

N.B. package installation from the Gezel repository must follow the manual installation instructions given in the *installation manual*, adapted to the xenial distribution, package version 2.5.15, and amd64 architecture if the machine is 64-bit



Schaumont, Fig. A.1 - Overview of the GEZEL tools

## Reference readings

### Reference textbooks

Schaumont, Ch. 1, Sect. 1.1.4 – 1.4, 1.6

## Textbooks

Vahid & Givargis, Ch. 1, Sect. 1.1 – 1.4

Brandolese, Fornaciari, Cap. 1

## Websites of interest

### Codesign and embedded systems courses

Hardware/Software Codesign, Patrick Schaumont, VirginiaTech  
[rijndael.ece.vt.edu/schaum/teaching/4530](http://rijndael.ece.vt.edu/schaum/teaching/4530)

Hardware/Software Codesign with FPGAs, Jim Plusquellic, U. of New Mexico  
[ece-research.unm.edu/jimp/codesign](http://ece-research.unm.edu/jimp/codesign)

Cyber-physical system fundamentals, P. Marwedel, TU Dortmund  
[ls12-www.cs.tu-dortmund.de/daes/en/lehre/courses/sommersemester-2017/cyber-physical-system-fundamentals-ss-2017/slides-cpsf-ss-2017.html](http://ls12-www.cs.tu-dortmund.de/daes/en/lehre/courses/sommersemester-2017/cyber-physical-system-fundamentals-ss-2017/slides-cpsf-ss-2017.html)

Introduction to Embedded Systems, Edward A. Lee and Sanjit A. Seshia, U. of Berkeley  
[bcourses.berkeley.edu/courses/1454183](http://bcourses.berkeley.edu/courses/1454183)

Free online course on Embedded Systems, EE Herald, Bangalore  
[eeherald.com/section/design-guide/esmod.html](http://eeherald.com/section/design-guide/esmod.html)

### Codesign platforms and tools

GEZEL: [rijndael.ece.vt.edu/gezel2](http://rijndael.ece.vt.edu/gezel2)

Intel® FPGA University Program - Educational Materials: [www.altera.com/support/training/university/materials.html](http://www.altera.com/support/training/university/materials.html)

Xilinx University Program: [www.xilinx.com/support/university.html](http://www.xilinx.com/support/university.html)

CUDA: [developer.nvidia.com/cuda-zone](http://developer.nvidia.com/cuda-zone)

Parallella: [www.parallella.org](http://www.parallella.org)

Arduino: [www.arduino.cc](http://www.arduino.cc)

Cosino: [www.cosino.io](http://www.cosino.io)